



alf WIRING ACCESSORIES



EURO STANDARD RANGE

alf[®]

SWITCH ON TO A MORE ELEGANT LIFESTYLE



alf مفاتيح وأفياش
Switches & Sockets

alf[®] switches and sockets are also available in British standard sizes



alf[®] switches and sockets are also available in wide variety of colors



Catalogue ref. no. AP 01620 - rev 3

alf[®]

Choose the Leader

Toll Free: 800 124 1333
www.alfelectric.com

Service Policy

alf has a comprehensive service policy offered for its products geared to providing its customers great value.

Our objective is to help our customers to select the right product, to provide technical support, and get the best price. In addition, alf takes care of its customers after the purchase is made by visiting the customer to make sure that he is happy and completely satisfied.

alf's customer service department receives many customer inquiries or requests for help throughout the year and we make sure each and every customer request is solved to the customer's satisfaction, absolutely FREE.

alf's website is designed to serve you . You can order online any alf catalogue or request for a wide variety of services. .

To make clear its commitment of backing its products, alf offers its customers a Total Satisfaction Guaranty policy. This gives alf customers the right to return any defective item to us or a total refund of the money.

NO QUESTIONS ASKED.

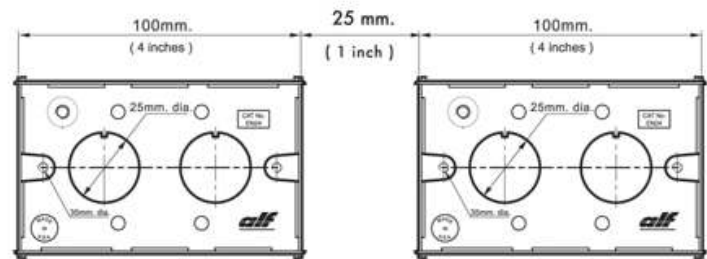
For further information please contact
our toll free no. **800 124 1333**
Or visit our website
www. alfelectric.com



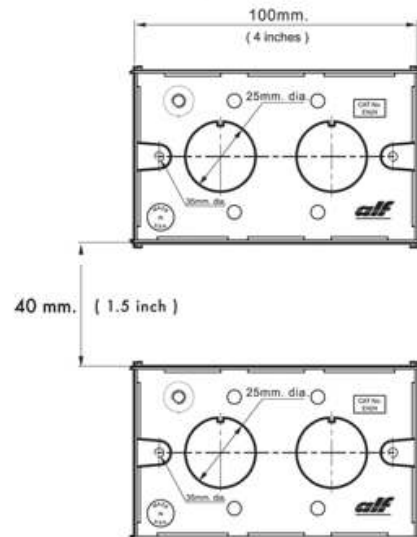
alf products are approved by the Ministry of Education (Boys & Girls) , Ministry of Health , Ministry of Interior , Ministry of Higher Education , Ministry of Technical Education, Border Guards, The Islamic University besides several other governmental authorities.

- alf euro switch boxes are designed to perfectly fit euro switches and sockets, which best wall fitting is horizontally.
- All your requirements are available with alf euro switch boxes, since it has big and enough knockouts, no need to use other switch boxes.
- Use only alf switch boxes to ensure that the switch is mounted and properly seated on the wall.
- Before installation of alf switches and sockets make sure that the modules are inserted properly click sound in the cover plate.
- For perfect installation of alf euro switch box, follow the recommended installation distance between the switch boxes, If mounted Horizontally the distance between switch boxes should be 2.5 cm.(1 inch) On vertical array, the distance should be 4 cm. (1.5 inch) between switch boxes.

Horizontal gap distance for alf euro switch boxes



Vertical gap for alf euro switch boxes



FLUSH SWITCHES
10 AMP IEC 60669-1

FLUSH SWITCHES
10 AMP IEC 60669-1

FLUSH SWITCHES
20 AMP IEC 60669-1

FLUSH SWITCHES
45 AMP IEC 60669-1



E 101 / E 102



E 103



E 117 / E 118



EN 17



E 201 / E 202



E 2 / 01 / 13



E 217 / E 218



EN 17 - PRO1



E 301-G2 / E 302-G2



E 104



E 401 / E 402



E 104 - PRO1

E 101
1 gang 1 way

E 102
1 gang 2 way

E 201
2 gang 1 way

E 202
2 gang 2 way

E 301 - G2
3 gang 1 way

E 302 - G2
3 gang 2 way

E 401
4 gang 1 way

E 402
4 gang 2 way

E 103
1 gang with Bell Symbol

E 2 / 01 / 13
2 gang 1 way with Neon

E 117 / E 118
1 gang 20A Intermediate
1 gang 20A 2 way

E 217 / E 218
2 gang 20A Intermediate
2 gang 20A 2 way

E 104
1 gang 20A Double Pole
Switch with Neon

E-104 - PRO1
1 gang 20A Double Pole
Switch with Neon and
marked "Water Heater"

EN 17
1 gang 45A Double Pole
Switch with Neon

EN 17 - PRO1
1 gang 45A Double Pole
Switch with Neon and
marked "Air Conditioner"



NOTE :
* 4 years warranty on dimmers and
products containing electronic parts

**LIGHTING
CONTROL DIMMER**

IEC 60669-2-1

SOCKET OUTLETS

16 AMP

IEC 60884 where applicable

**TV / FM OUTLET
SATELLITE OUTLET
CABLE OUTLETS
BLANK PLATE**

IEC 60169 where applicable

COMMUNICATIONS SOCKET



E 131 / E 132



EN 10



E 109A



E 106 / E 119



EL 224 / EL 226



EN 11



E 110A



E 107



E 115 / E 116



E 112



EL 137



EL 221 / EL 222



E 108



EL 237

E 131

1 gang 60 - 500W 200 - 240V
40 - 250W 110 - 127V
1 way rotary ON type

E 132

1 gang 60 - 500W 200 - 240V
40 - 250W 110 - 127V
2 way push to ON type

EL 224

1 gang 100 - 500W 127V
2 way push to ON type

EL 226

1 gang 150 - 1000W 240V
2 way push to ON type

EN 10

1 gang 16A Universal Socket

EN 11

2 gang 16A Universal Socket

E 115 / E 116

1 gang 10A 2 pin Socket
1 gang 16A 2 pin Socket

EL 221

1 gang 16A Schuko Socket
with Shutter

EL 222

1 gang 16A Schuko Socket
without Shutter

E 109A

1 gang angular TV Socket
75 ohms

E 110A

1 gang angular F-Connector
75 ohms Screw Fitting

E 112

1 gang 20A Cord Grommet

E 108

Blank Plate

E 106

1 gang telephone Jack
6P 6C RJ11
(American Type)

E 119

1 gang Telephone Jack
6P 4C RJ11
(American Type)

E 107

1 gang 8 way 8 contact
CAT5 - RJ45

EL 137

1 gang 8 way 8 contact
CAT6 - RJ45

EL 237

2 gang 8 way 8 contact
CAT6 - RJ45

alf®

Freedom of Choice

You have the freedom to choose and interchange modules on cover plate.



M01 - 10A SWITCH 1 WAY
M02 - 10A SWITCH 2 WAY



M03 - 10A BELL PUSH



M04 - 20A DP SWITCH W/NEON



M17 - 20A INTERMEDIATE SWITCH
M18 - 20A SWITCH 2 WAY



M15 - 10A 2PIN SOCKET
M16 - 16A 2PIN SOCKET



L21 - SCHUKO SOCKET W/SHUTTER
L22 - SCHUKO SOCKET W/O SHUTTER



M05 - BRITISH TEL. JACK MASTER
M14 - BRIT. TEL. JACK SECONDARY



M06 - AMERICAN TEL. JACK



M07 - DATA SOCKET Cat.5



M37 - DATA SOCKET Cat.6



M09A - ANGULAR TV SOCKET



M10A - ANGULAR SATELLITE SOCKET



M12 - CORD GROMMET



M08 - BLANK PLUG



M13 - NEON MODULE



M31 LIGHT DIMMER 60 - 500W / 200 - 240V
//40 - 250W / 110 - 127V 1 WAY
ROTARY ON TYPE

M32 LIGHT DIMMER 60 - 500W / 200 - 240V
//40 - 250W / 110 - 127V 2 WAY
PUSH TO ON TYPE



L24 LIGHT DIMMER 100 - 500W / 127V
2 WAY PUSH TO ON TYPE
L26 LIGHT DIMMER 150 - 1000W / 240V
2 WAY PUSH TO ON TYPE

FUTURISTIC DESIGN

PAINT GUARD

Paint Guard
This plastic guard protects the accessories while painting the wall.



Bio-Design

A generation ahead of mundane square shapes, this is a Bio-Design. Its aesthetically pleasing shapes incorporate continuous curves to convey warmth and harmony. The mounting screw can be hidden with a screw cap.



Revolutionary Technology

The terminals are constructed as single pieces without joints or rivets thanks to revolutionary sheet metal technology. This accommodates more wires than conventional brass turned terminals.



Smart

The rocker design has been ergonomically sized and shaped only after receiving inputs from prestigious consultants and hundreds of actual users.



Cool

A silver overlay, placed over the entire surface of the moving contact, keeps the switch cool even when it is loaded with fluorescent lamps at maximum current.

Superior Quality

all products are made of high gloss polycarbonate material that is tough, impact-resistant, flame-retardant and built to last.


Universal

all sockets are designed to accept various standard plugs from the Far East right across to the Americas.



Easy Installation

Angular design of the housing keeps the brass terminal screws at an angle. This allows easy



accessibility by a screw driver even on a 4 gang switch.

Room for Error

Any misalignment of the switch box on the wall can be corrected because of an elongated fixing hole on the cover plate.

Durable

all products are type tested to relevant IEC and SASO standards to offer a minimum lifespan of 25 years.